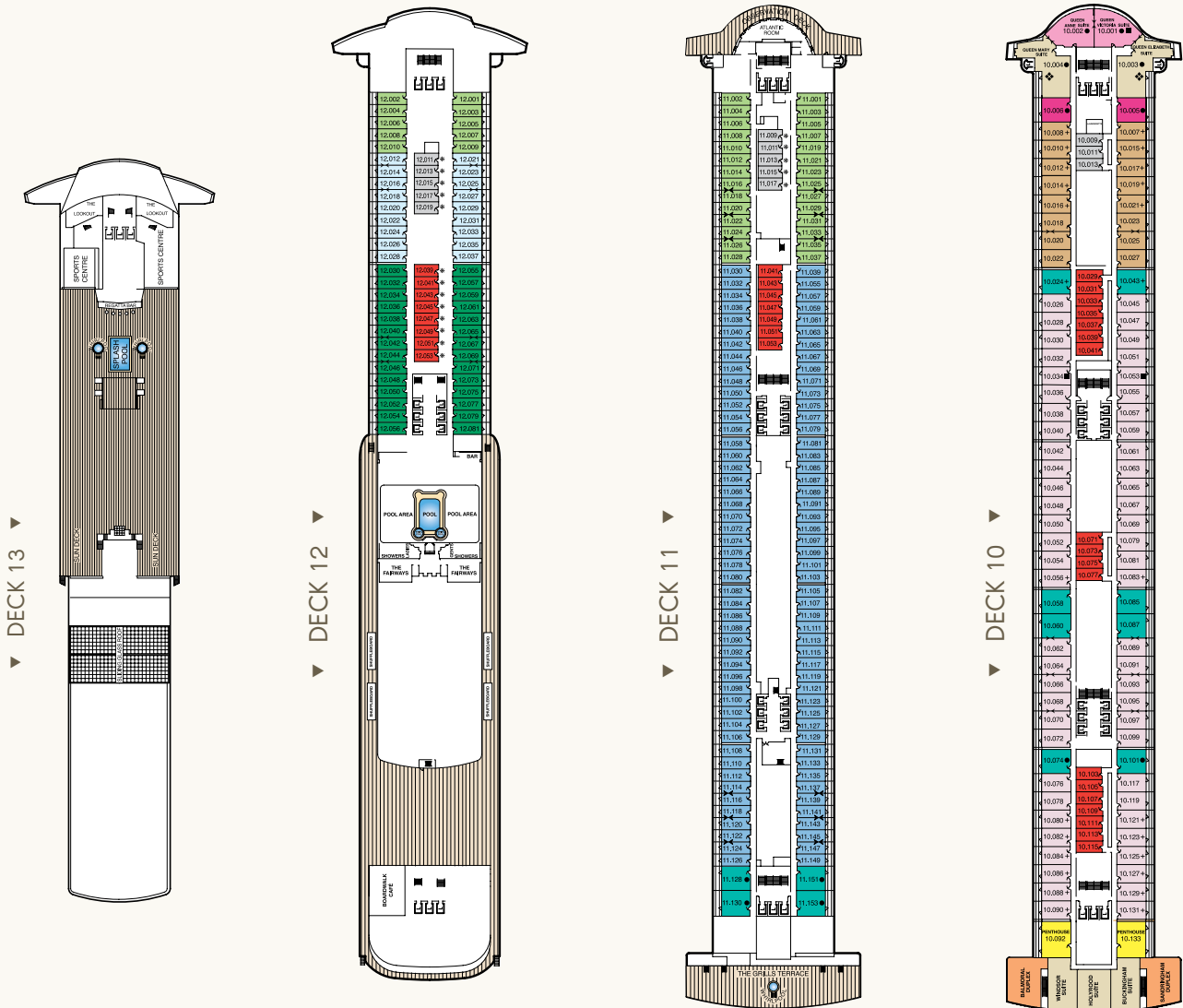


# DECK PLANS | QUEEN MARY 2



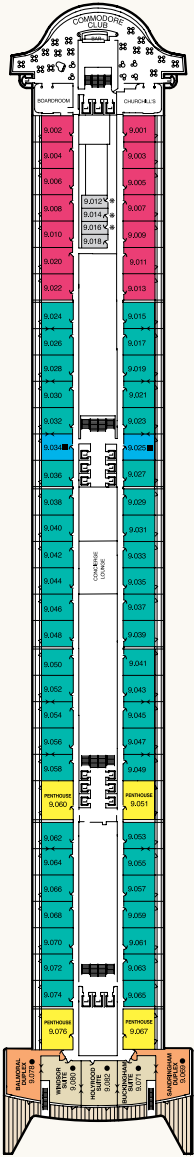
## QUEEN MARY 2

Entered Service:	2004	L Lift
Country of Registry:	Bermuda	↔ Connecting staterooms
Speed:	28 knots	+ Third berth is a single sofa bed
Gross Tonnage:	151,400 GRT	• Third and fourth berth is a double sofa bed
Guest Capacity:	2,620	* Third and fourth berth are two upper beds
Length:	1,132 feet	† Staterooms have views obstructed by lifeboats
Width:	131 feet	■ Wheelchair accessible (stateroom sizes vary)
Draft:	32 feet	◆ Single-level Q2 Suite

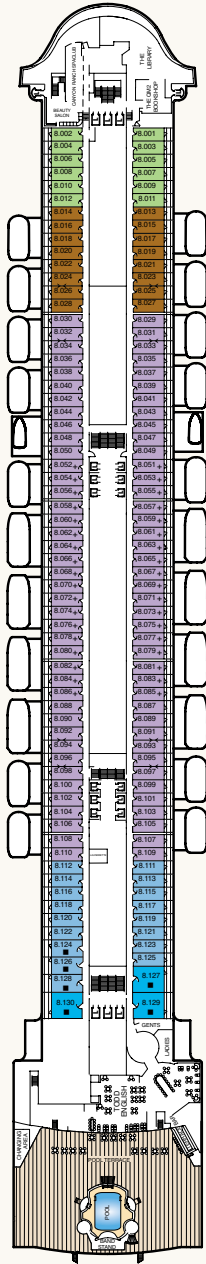
### Queens Grill Suites

Q1	Grand Duplex
Q2	Duplexes & Suites
Q3	Royal Suites
Q4	Penthouse
Q5	Queens Suites
Q6	Queens Suites
Q7	Queens Suites

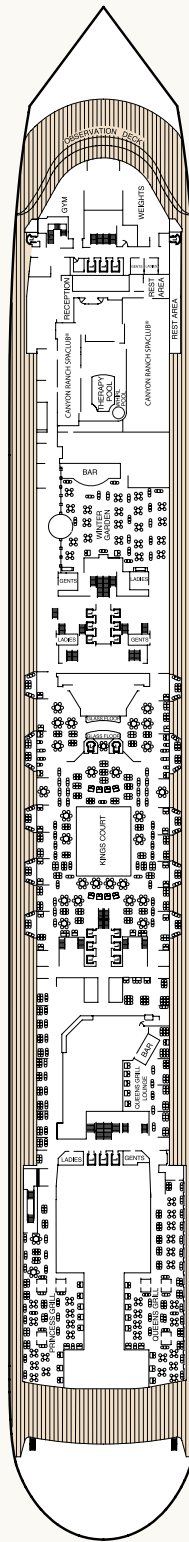
The following deck is not shown: Deck 1 includes Medical Centre and Tender Embarkation Lounges. Ship deck plans and staterooms are for illustration purposes only. Actual staterooms may vary, decks are not to scale.



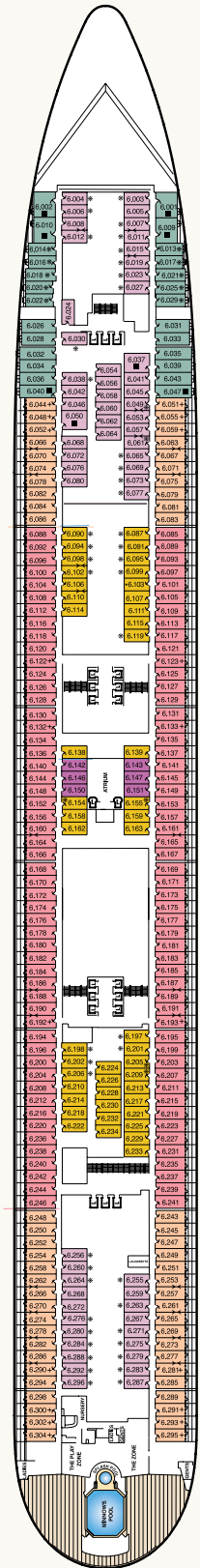
▶ DECK 9



▶ DECK 8



▶ DECK 7



▶ DECK 6

**Princess Grill Suites**

- P1 Princess Suites
- P2 Princess Suites

**Britannia Club Staterooms**

- AA Club Balcony
- AC Club Balcony

**Britannia Staterooms**

- BA Balcony
- BB Balcony
- BC Balcony (sheltered)
- BD Balcony (sheltered)
- DA Balcony<sup>†</sup> (obstructed view)
- DC Balcony<sup>†</sup> (obstructed view)

- ED Oceanview
- HB Atrium View Inside
- IA Standard Inside
- IB Standard Inside
- IC Standard Inside
- ID Standard Inside

